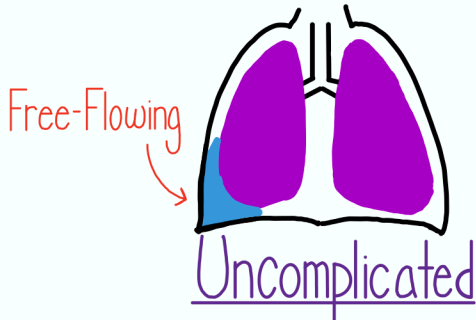


Parapneumonic Effusion

Epidemiology

- 2-3% Of All Pneumonias
- 20-40% Of All Inpatient PNAs
- 5-10% Progress to Empyema

Classification

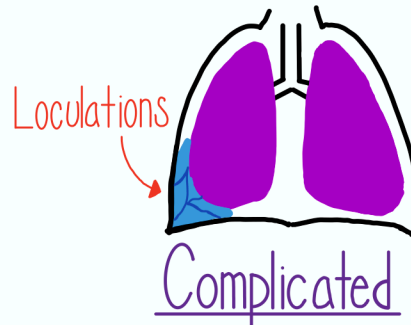


- Dx:
- Exudative
 - Free-Flowing
 - Sterile

- Tx:
- Antibiotics
 - ∅ Drainage Needed

Risk Factors

- Aspiration
- Poor Dentition
- EtOH + Injection Drug Use
- Immunosuppression

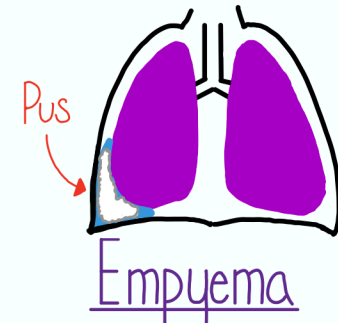


- Exudative + 1 Of The Following:
- Ph < 7.2
 - Glucose < 40
 - ⊕ Gram Stain or Cx

- Antibiotics
- Drainage w/ Chest Tube

Microbiology:

- S. Pneumo
- Oral Anaerobes
- S. Aureus
- Mycobacteria (in the Right Host)



- Exudative + 1 Of The Following:
- Ph < 7.2
 - Glucose < 40
 - ⊕ Gram Stain or Cx
- + Pus

- Antibiotics
- Drainage w/ Chest Tube