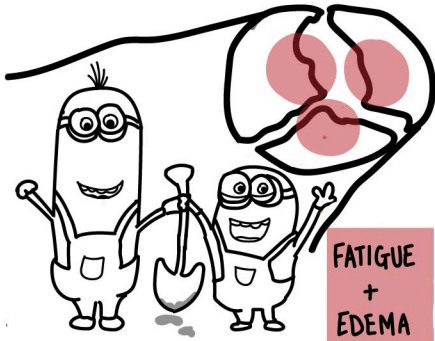
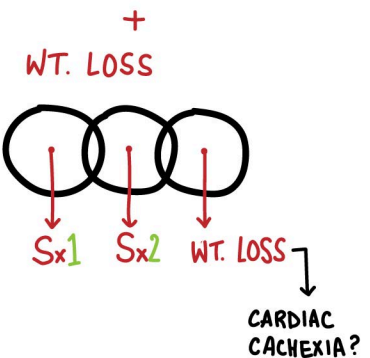
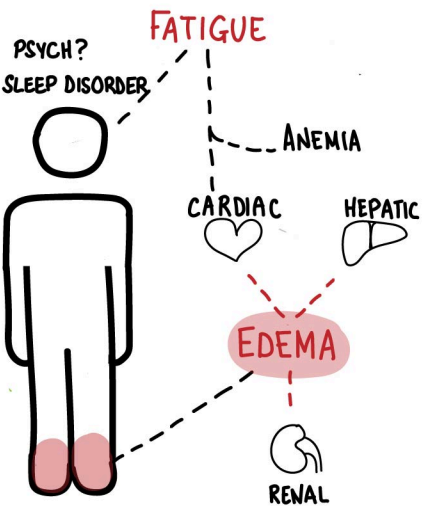
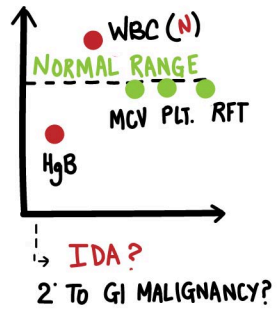
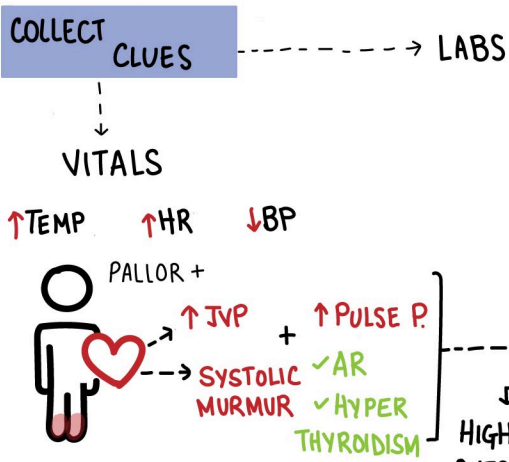


50 M P/W CHRONIC FATIGUE, WT. LOSS & LE EDEMA. ANEMIA, ↑BNP ON LABS. IMAGING C/W ENDOCARDITIS OF NATIVE AV.

1. INVESTIGATE THE SYMPTOMS



2. COLLECT CLUES



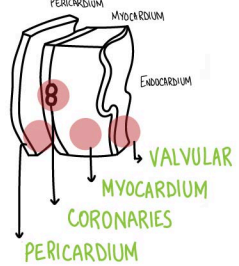
3. PUTTING IT TOGETHER

STEP 1: SYMPTOMS + DURATION + CONTEXT

CHRONIC + FATIGUE + WT. LOSS + LE. EDEMA

STEP 2: HOPI + LABS/IMAGING

HF "5 NEW FAILURES"



STEP 3: CONFIRM Dx

